

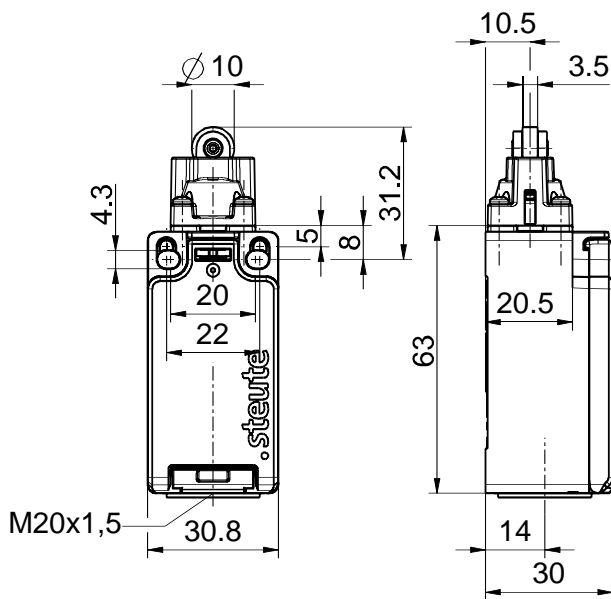


Position switch with safety function ES 97 R 11 Material number: 1468096

Features/Options:

- Thermoplastic enclosure
- Design to EN 50047
- Horizontally slotted mounting holes
- Double insulated
- Cover fixed without screws
- Actuator: Roller plunger R
- Actuator type C to EN 50047
- Wear-resistant plastic roller
- Actuator can be repositioned by 4 x 90°

Dimensions



Technical data


Applied standards	EN 60947-5-1, EN ISO 13849-1, EN ISO 14119, type V: EN 60947-5-5
Enclosure	thermoplastic, glass-fibre reinforced, shock-proof, self-extinguishing UL 94 V-0, weathering resistant, UV stabilised
Switch type	type 1
Coding level	no coding
Degree of protection	IP 66/67 to IEC/EN 60529
B _{10d} (10 % load)	2 million
T _M	max. 20 years
Switching system	slow action, positive break NC contacts \ominus
Switching elements	1 NC/1 NO contact, type Zb
Connection	screw connection terminals
Cable cross-section	0.34 ... 2.5 mm ² (incl. conductor ferrules)
Cable entry	1 x M20 x 1.5
Rated impulse withstand voltage U _{imp}	6 kV
Rated insulation voltage U _i	500 V
Conventional thermal current I _{the}	10 A
Utilisation category	AC-15; DC-13
Rated operating current/voltage I _e /U _e	AC: 24 V-10 A/120 V-6 A/400 V-4 A DC: 24 V-6A/125 V-0.55 A/250 V-0.4 A Minimum electrical load: 5 V/10 mA
Short-circuit protection	10 A gG/gL fuse

Errors and omissions excepted.



Position switch with safety function
ES 97 R 11
Material number: 1468096

Technical data

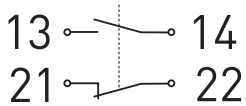
Operation cycles	max. 1800/h
Conditional short-circuit current	1000 A
Mechanical life	> 1 million operations
Ambient temperature	-30 °C ... +70 °C
Approvals	

Chemical resistance

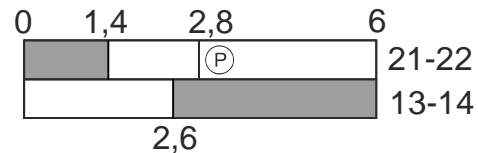
Enclosure material resistant to:
oil and petrol, alcohol, animal fats and oils, vegetable fats and oils, silicone oils, surfactants, detergents, water vapour, salt water, organic acids (citric acid, benzoic acid)

Enclosure material not resistant to:
mineral acids (concentrated hydrochloric acid, battery acid, sulphuric acid, nitric acid)

Contact diagram



Switching diagram



Ⓟ Positive break travel/angle