


ExSTREAM LED High Bay Fitting for Ex-Zone 1/2/1 Series e8825...



Applications:

Hazardous areas of Zones 1 (gas) and 21 (dust), in production, assembly and storage halls, workshops, the chemical - petrochemical and pharmaceutical industries, mills, paper mills, etc.

Design:

Available in 2 versions:
With three or six LED modules.
Housing: Die-cast aluminum, multi-part, thermally separated, powder-coated DB702 (mica-iron paint, grey). **LED housing** with LED modules, optics and

safety glass. **Device housing** with built-in control gear, wired ready for connection.

Front cover: Thermally resistant safety glass, impact resistance IK08.

Optics: Lens optics with narrow, narrow-wide or wide beam light distribution, Multi-Layer technology.

Connection: 5 poles, max. clamping range 4mm².

Cable entries: 2 x M25 x 1,5 (2 glands - one of them is plugged)

Mounting: see accessories (4 eyelets included)

Technical Data:

LED-module: approx. 5,500K (TB- and B-optics) or approx. 6,500K (T-optics), CRI > 80, life cycle L₇₀B₁₀ > 100.000h, L₈₀B₅₀ > 100.000h at max. ambient temperature.

ECG: 220 - 240V AC/DC, 0 or 5 50-60Hz, overvoltage, overload and short circuit protection.

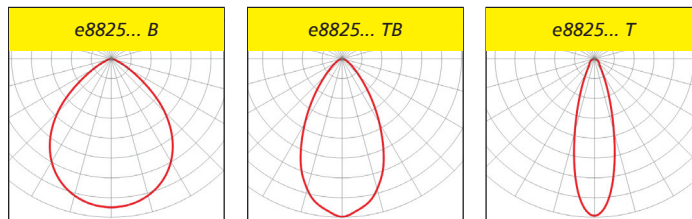
Note: Due to the inrush current of the electronic ballasts, the maximum permissible number of light fittings per circuit breaker is limited.

Ambient temperature: -30°C up to +40°C/+55°C (see item tables.)

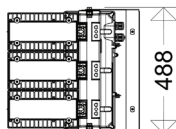
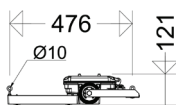
Options:

– ECG with DALI interface for dimming (DIMD)

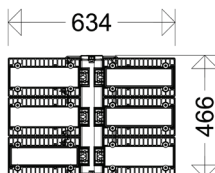
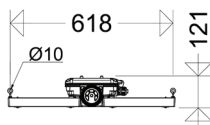
– for ambient temperatures down to -40°C



e8825/3...



e8825/6...



Product highlights:

- robust, modular design
- highly efficient due to the use of high quality MID-Power LEDs
- extremely long lifetime even at maximum permissible ambient temperature
- optimized thermal management
 - direct mounting of the LED modules to the aluminum housing
 - separate housings for ECG- and LED-modules
 - LED housing with integrated cooling fin structure
 - large cooling surface, excellent heat dissipation, very good convection
- colour rendering index CRI > 80, according to the workplace guide lines suitable for nearly all plant locations
- homogeneous and effective light distribution by specially calculated lens optics
- sustainable, components interchangeable



Foto: BASF

Properties, limitations and details for controlling LED-light fittings:

See "Technical Supplement"

All technical data is relevant at the time of print. Actual technical data can be found in the internet under www.schuch.de.

Subject to technical changes, misprints and errors.

Malux Finland Oy, P.O.Box 69, FI06151 PORVOO, Finland
Phone: +358 (0) 57 45 700, info@malux.fi, www.malux.fi

Article no.	Type	Power consumption [W] *	Luminous flux [lm] *	Luminous efficacy [lm/W]	Ta max [°C]	Energy efficiency class	Weight [kg] (without packing material)
-------------	------	-------------------------	----------------------	--------------------------	-------------	-------------------------	--

e8825...



II 2 G Ex eb
mb q IIC T4 Gb

II 2 D Ex tb IIIC
T100 °C Db

IP66



EU-Type Examination Certificate:

IBExU 20 ATEX 1117

Other approvals:

IECEX IBE 20.0028

Ignition protection: eb

Marking:

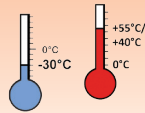
II 2 G Ex eb mb q IIC T4 Gb (Zone 1)

II 2 D Ex tb IIIC T100 °C Db (Zone 21)

Rated voltage: 220V up to 240V AC/DC,
0 or 50/60 Hz

Permissible ambient temperature:

-30°C up to see item tables



wide beam

88250 0001	e8825/3 L120B H55	87	11.850	136	55	A++	13,0
88250 0004	e8825/3 L150B	125	15.800	126	40	A++	13,0
88250 0007	e8825/6 L240B H55	174	23.700	136	55	A++	18,0
88250 0010	e8825/6 L300B	250	31.600	126	40	A++	18,0

narrow wide beam

88250 0002	e8825/3 L120TB H55	87	11.100	128	55	A++	13,0
88250 0005	e8825/3 L150TB	125	14.650	117	40	A++	13,0
88250 0008	e8825/6 L240TB H55	174	22.200	128	55	A++	18,0
88250 0011	e8825/6 L300TB	250	29.300	117	40	A++	18,0

narrow beam

88250 0003	e8825/3 L120T H55	87	10.300	118	55	A++	13,0
88250 0006	e8825/3 L150T	125	13.500	108	40	A++	13,0
88250 0009	e8825/6 L240T H55	174	20.600	118	55	A++	18,0
88250 0012	e8825/6 L300T	250	27.000	108	40	A++	18,0

* see notes



Mounting material

Y-ropes 3301/3302 Y P



Ceiling brackets steel DW 8825 P



Accessories / Spare Parts

Article no.	Type	
Cable glands		
90117 9000	2537	ex-protected plastic cable gland M25 x 1,5
90119 9000	2539	ex-protected plastic cable gland M25 x 1,5 with plug
Mounting material		
33001 9004	3301/3302 Y P	1 pair of Y-ropes, (2-point-mounting) For indoor use only.
26000 0010	DW 8825 P	1 pair of ceiling brackets steel, powder-coated DB 702

Subject to technical changes, misprints and errors.

Malux Finland Oy, P.O.Box 69, FI06151 PORVOO, Finland
Phone: +358 (0) 57 45 700, info@malux.fi, www.malux.fi