



GHG 731 1202 R0976



GHG 731 1202 R0387



GHG 731 1102 R1088



GHG 731 1102 R0531

Technical data

GHG 731 11 up to 16 terminals | GHG 731 12 up to 24 terminals

Marking accd. to 2014/34/EU	⊕ II 2 G Ex e IIC T4/T5/T6 Gb / ⊕ II 2 D Ex tb IIIC T80 °C/T95 °C Db IP6X
EC-Type Examination Certificate	BVS 13 ATEX E 037X
IECEx Certificate of Conformity	IECEx BVS 13.0045X
Marking accd. to IECEx	Ex e IIC T6/T5 Gb Ex tb IIIC T80 °C/T95 °C Db IP6X
Permissible ambient temperature	-20 °C to +40 °C -55 °C to +55 °C (option)
Rated voltage	690 V
Rated current	depends on terminal mounting
Protection class	I
Degree of protection accd. to EN 60529	IP66
Enclosure material	glass-fibre reinforced polyester
Enclosure colour	black

GHG 731 11 up to 16 terminals

Connecting terminals	up to 16 mm ²						
Dimensions (L x W x H)	140 x 120 x 95 mm						
Weight	approx. 0.8 kg						
Drillings/cable glands	M12	M16	M20	M25	M32	M40	M50
Max. number up/down	15	8	6	4	2	2	1
Terminal mounting space on the terminal rail	107 mm						
Max. number of terminals acc. to certification	2.5 mm ² 16	4 mm ² 14	6 mm ² 10	10 mm ² 8	16 mm ² 8		

GHG 731 12 up to 24 terminals

Connecting terminals	up to 16 mm ²						
Dimensions (L x W x H)	140 x 182.5 x 95 mm						
Weight	approx. 1.1 kg						
Drillings/cable glands	M12	M16	M20	M25	M32	M40	M50
Max. number up/down	24	17	10	6	3	3	2
Terminal mounting space on the terminal rail	169 mm						
Max. number of terminals acc. to certification	2.5 mm ² 28	4 mm ² 24	6 mm ² 18	10 mm ² 18	16 mm ² 14		

GHG731 Ex-e/Ex-i terminal box



GHG 731 1102 R0531



GHG 731 1102 R1485



GHG 731 1202 R0387



GHG 731 1202 R1345

Ordering details

Content	Cable gland	Terminals	Order No.
Type 731 11 up to 16 terminals assembled with screw terminals 2 x 2.5 mm² + PE/PA-rail 2.5 mm²			
Ex-e	without drilling	1 x Ex-e*/UT 2.5 N/7 x PE/PA	GHG 731 1102 R0531
Ex-e	without drilling	14 x Ex-e/UT 4 N/7 x PE/PA	GHG 731 1102 R1088
Ex-e	4 x M25	16 x Ex-e/UT 2.5 N/7 x PE/PA	GHG 731 1102 R1485
Type 731 12 up to 24 terminals assembled with screw terminals 2 x 2.5 mm² + PE/PA-rail 2.5 mm²			
Ex-e	without drilling	1 x Ex-e*/UT 2.5 N/14 x PE/PA	GHG 731 1202 R0387
Ex-e	without drilling	24 x Ex-e/UT 4 N/14 x PE/PA	GHG 731 1202 R0976
Ex-e	6 x M25	28 x Ex-e/UT 2.5 N/14 x PE/PA	GHG 731 1202 R1345

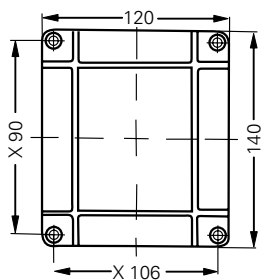
* according to type examination certificate individual extensible

Accessories

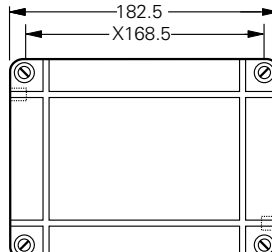
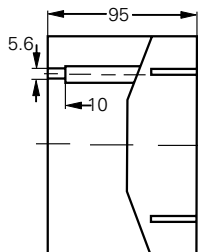
Type	Application	Fixing method	Order No.
Mounting plate for junction box 731 11			
Size 2	Wall mounting	snap on	GHG 610 1953 R0104
Size 2	Trellis mounting	snap on	GHG 610 1953 R0106
Size 2	Pipe clamp	snap on	GHG 610 1953 R0105
Protective canopy size 2	for mounting plate size 2		GHG 610 1955 R0102
Mounting plate for junction box 731 12			
Size 2A	Wall mounting	snap on	GHG 610 1953 R0107
Size 2A	Trellis mounting	snap on	GHG 610 1953 R0109
Size 2A	Pipe clamp	snap on	GHG 610 1953 R0108
Protective canopy size 2A	for mounting plate size 2A		GHG 610 1955 R0103

Details for accessories see page 2.2.80 up to 2.2.84.

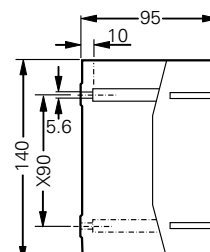
Dimension drawing



Type 731 11



Type 731 12



X = fixing dimensions

Malux
solutions

Malux Finland Oy, P.O.Box 69, FI-06151 PORVOO, Finland
Phone: +358 (0)19 57 45 700, Fax: +358 (0)19 57 45 750, www.malux.fi

Dimensions in mm