



6-pole EMERGENCY STOP



6-pole



3-pole EMERGENCY STOP



3-pole

Technical data

Ex-safety switches 20 A

| | | |
|---|--|--|
| Marking accd. to 2014/34/EU | Ⓔ II 2 G Ex ed ia IIC T6 / Ⓔ II 2 D Ex tD A21 IP66 T80 °C | |
| EC-Type Examination Certificate | PTB 99 ATEX 1161 | |
| IECEX Certificate of Conformity | BK1 07.0012 | |
| Marking accd. to IECEx | Ex ed ia IIC T6 Ex tD A21 IP66 T55 °C | |
| Permissible ambient temperature | -20 °C up to +40 °C ¹⁾ | |
| Rated voltage | up to max. 690 V | |
| Rated current | max. 20 A | |
| Frequency | 50/60 Hz | |
| Rated making-/rated breaking capacity AC-3 accd. EN 60947-3 | U _e 230 V / I _e 20 A U _e 400 V / I _e 20 A U _e 500 V / I _e 16 A U _e 690 V / I _e 10 A | |
| Rated making-/ breaking capacity DC 1/DC 23 accd. EN 60947-3 | U _e 60 V / I _e 20 A (1 contact) U _e 120 V / I _e 20 A (2 contacts in series) | |
| Rated making-/ breaking capacity DC-13 (L/R = 100 ms) accd. EN 60947-3 | U _e 60 V / I _e 6 A | |
| Switch-disconnector for maintenance accd. to IEC 62262-1 | Class 1 | |
| Back-up fuse | up to 400 V AC: 35 A gG up to 500 V AC: 35 A gG up to 690 V AC: 25 A gG | |
| Connecting terminals | main contact | max. 2 x 4 mm ² (stranded wire or fine wire) / max. 6 mm ² (pin cable lug) |
| | auxiliary-/Signal contact | 2 x 0.5 - 2.5 mm ² (option) |
| Protection class | I | |
| Degree of protection accd. to EN 60529 | IP66 | |
| Cable glands/enclosure drilling | M20 cable gland see ordering details M25 cable gland see ordering details M32 cable gland see ordering details Option: metal flange with thread | |
| Weight | 3-pole | approx. 1.48 kg |
| | 6-pole | approx. 2.43 kg |
| Enclosure material | glass-fibre reinforced polyester | |
| Enclosure colour | black | |
| Auxiliary contact (option) | 1 x NO making - lagging; breaking - leading 1 x NC (only 6-pole version) making - leading; breaking - lagging | |
| Padlocking facility | can be locked in OFF position with 3 commercially available padlocks (Ø max. 6 mm) | |

¹⁾ Other ambient temperatures on request

GHG 262 - Ex-safety switches 20 A



3-pole



3-pole EMERGENCY STOP



6-pole



6-pole EMERGENCY STOP

Ordering details

5

| Content | Cable gland | Auxiliary contact | Order No. |
|----------------------------------|-------------------|-------------------|--------------------|
| Safety switch 20 A 3-pole | | | |
| 3-pole | 2 x M32 / 1 x M25 | 1 NO | GHG 262 2301 R0001 |
| 3-pole | 2 x M32 | none | GHG 262 2304 R0001 |
| 3-pole EMERGENCY STOP | 2 x M32 / 1 x M25 | 1 NO | GHG 262 2301 R0002 |
| 3-pole EMERGENCY STOP | 2 x M32 | none | GHG 262 2304 R0002 |
| Safety switch 20 A 4-pole | | | |
| 4-pole | 2 x M20 | 1 NO + 1 NC | GHG 262 2301 R0007 |
| 4-pole | 2 x M32 / 1 x M25 | 1 NO + 1 NC | GHG 262 2301 R0009 |
| 4-pole | 2 x M32 | none | GHG 262 2304 R0004 |
| 4-pole | 2 x M20 | none | GHG 262 2304 R0003 |
| 4-pole EMERGENCY STOP | 2 x M32 / 1 x M25 | 1 NO + 1 NC | GHG 262 2301 R0010 |
| Safety switch 20 A 6-pole | | | |
| 6-pole | 4 x M32 / 1 x M25 | 1 NO + 1 NC | GHG 262 2601 R0001 |
| 6-pole | 4 x M25 | 1 NO + 1 NC | GHG 262 2601 R0005 |
| 6-pole EMERGENCY STOP | 4 x M32 / 1 x M25 | 1 NO + 1 NC | GHG 262 2601 R0002 |

Customized version on request, auxiliary contacts in Ex ia available

Accessories

| Type | Application | Fixing method | Order No. |
|--|--|---------------|--------------------|
| Mounting plate for Ex-safety switches 20 A 3-pole | | | |
| Size 2 | Wall mounting | snap on | GHG 610 1953 R0104 |
| Size 2 | Pipe clamp | snap on | GHG 610 1953 R0105 |
| Size 2 | Trellis-work mounting | snap on | GHG 610 1953 R0106 |
| Mounting plate for Ex-safety switches 20 A 6-pole | | | |
| Size 3 | Wall mounting | snap on | GHG 610 1953 R0118 |
| Size 3 | Pipe clamp | snap on | GHG 610 1953 R0110 |
| Size 3 | Trellis-work mounting | snap on | GHG 610 1953 R0118 |
| Type | | OU | Order No. |
| Accessories for mounting plates | | | |
| | Label holder with type label (blank) for mounting plate size 1, 2, 2A and 3 | 10 | GHG 610 1953 R0057 |
| | Mounting set for pipes 1" (of 27 - 30 mm) for mounting plates with pipe fixing | 10 | GHG 610 1953 R0020 |

| Type | Application | OU | Order No. |
|-----------------|---|----|--------------------|
| Canopies | | | |
| Size 2 | for mounting plate size 2 | 1 | GHG 610 1955 R0102 |
| Size 2A | for mounting plate size 2A | 1 | GHG 610 1955 R0103 |
| Size 3 | for pipe mounting plate size 3 vertical | 1 | GHG 610 1955 R0104 |
| Size 3A | for mounting plates wall/trellis fixing size 3 vertical | 1 | GHG 610 1955 R0105 |
| Size 3B | for mounting plates pipe fixing size 3 horizontal | 1 | GHG 610 1955 R0106 |

Please pay attention that only order units (OU) according to the ordering details can be delivered.



6-pole EMERGENCY STOP



6-pole

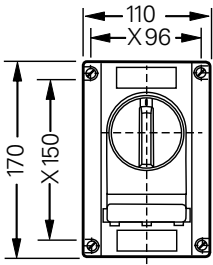


3-pole EMERGENCY STOP

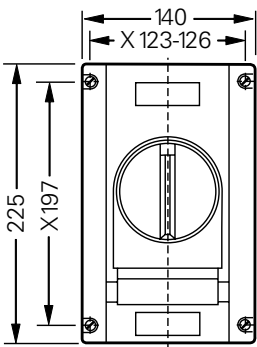
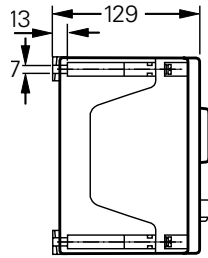


3-pole

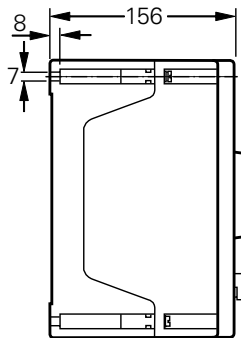
Dimension drawing



3/4-pole



6-pole



X = fixing dimensions