

## Ex-plugs and receptacles 63 A 4/5-pole up to 690 V

1



Wall socket



Plug

### Technical data

#### Ex-plugs and receptacles acc. to IEC 60309-1/2

Marking accd. to 2014/34/EU	⊕ II 2 G Ex db eb [ia Ga] IIC/IIB T5 Gb / ⊕ II 2 D Ex tb IIIC T80 °C Db
EC-Type Examination Certificate	BVS 17 ATEX E 073 X
IECEX Certificate of Conformity	IECEX BVS17.0062X
Marking accd. to IECEx	Ex db eb [ia Ga] IIC/IIB T5 Gb / Ex tb IIIC T80°C Db
Permissible ambient temperature	-20 °C up to +55 °C (IIC) -40°C up to +40 °C (IIB)
Rated voltage	690 V (AC)
Rated current	63 A
Frequency	up to 400 Hz
Rated making / Rated breaking capacity AC-3 accd. EN 60947-3	$U_e$ 690 V / $I_e$ 63 A
External back up fuse	without therm. protection: 63 A with therm. protection: 80 A gG (rated current 63 A set to)
Protection class	I
Degree of protection accd. to EN 60529	IP66
Enclosure colour	black

#### Wall socket

Cable entry/enclosure drilling	1 x M50 cable gland, 1 x M50 plastic Ex-screw plug or 2 x M40 metal thread with 2 plastic Ex-screw plug
Connecting terminals	2 x 4 - 25 mm <sup>2</sup> / with ring cable lug <sup>2)</sup> 1 x 35 mm <sup>2</sup>
Enclosure material	glass-fibre reinforced polyester

#### Plug

Cable gland	Ø 19 - 34 mm
Connecting terminals	1 x 4 - 16 mm <sup>2</sup> , with cable lug <sup>3)</sup> 1 x 25 mm <sup>2</sup>
Enclosure material	Polyamide

<sup>1)</sup> extended temperature range on request

<sup>2)</sup> use supplied cable lugs

<sup>3)</sup> see accessories

Details for used cable glands see pages 2.3.ff



Plug cap

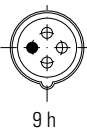
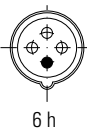
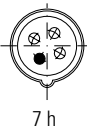




Plug



Wall socket

Ordering details

Voltage	h	Type	Aux. contact	Cable entry	Weight approx.	Low temperatur -40 °C up to +40°C (IIB)	High temperatur -20 °C up to +55°C (IIC)	Order No.
<b>Type 63 A 4-pole</b>								
200-250 V		Wall socket	–	KU	8.1 kg		X	GHG 514 4409 R0001
		Wall socket	–	ME	8.2 kg		X	GHG 514 4409 R3001
		Wall socket	–	ME	8.2 kg		X	GHG 514 4409 R3101
		Plug			0.9 kg	X	X	GHG 514 7409 R0001
380-415 V		Wall socket	–	KU	8.1 kg		X	GHG 514 4406 R0001
		Wall socket	–	ME	8.2 kg		X	GHG 514 4406 R3001
		Wall socket	–	ME	8.2 kg		X	GHG 514 4406 R3101
		Wall socket	yes	KH	8.2 kg		X	GHG 514 4406 R0501
		Wall socket	–	GM	8.2 kg		X	GHG 514 4406 R3017
		Wall socket	–	GM	8.2 kg		X	GHG 514 4406 R3117
		Plug			0.9 kg	X	X	GHG 514 7406 R0001
480-500 V		Wall socket	–	KU	8.1 kg		X	GHG 514 4407 R0001
		Wall socket	–	ME	8.2 kg		X	GHG 514 4407 R3001
		Wall socket	–	ME	8.2 kg		X	GHG 514 4407 R3101
		Wall socket	yes	KH	8.2 kg		X	GHG 514 4407 R0501
		Wall socket	–	GM	8.2 kg		X	GHG 514 4407 R3003
		Wall socket	–	GM	8.2 kg		X	GHG 514 4407 R3103
600-690 V		Wall socket	–	KU	8.1 kg		X	GHG 514 4405 R0001
		Wall socket	–	ME	8.1 kg		X	GHG 514 4405 R3001
		Wall socket	–	ME	8.1 kg		X	GHG 514 4405 R3101
		Wall socket	yes	KH	8.2 kg		X	GHG 514 4405 R0501
		Wall socket	–	GM	8.2 kg		X	GHG 514 4405 R3002
		Plug			0.9 kg	X	X	GHG 514 7405 R0001
<b>Type 63 A 5-pole</b>								
200-250 V		Wall socket	–	KU	8.1 kg		X	GHG 514 4506 R0001
380-415 V		Wall socket	–	ME	8.1 kg		X	GHG 514 4506 R3001
		Wall socket	–	ME	8.1 kg		X	GHG 514 4506 R3101
		Wall socket	yes	KH	8.2 kg		X	GHG 514 4506 R0501
		Wall socket	–	GM	8.2 kg		X	GHG 514 4506 R3006
		Wall socket	–	GM	8.2 kg		X	GHG 514 4506 R3106
		Plug			0.9 kg	X	X	GHG 514 7506 R0001

Accessories

Type	OU	Order No.
Set of ring cable lugs 35/70 mm <sup>2</sup> for wall socket (6 + 2 pcs.)	1	GHG 510 1916 R0001
Plug cap 4-pole/5-pole	1	GHG 510 1901 R0006
Set of cable lugs 35 mm <sup>2</sup> (5 pcs., for plug)	5	GHG 510 1916 R0001

Other voltage ranges and versions available on request

KU = 1 x plastic cable glands M50, 1 x M50 plastic Ex-screw plug

KH = 1 x plastic cable glands M50, 1 x plastic cable glands M25, with aux. contact

ME = 2 x metal thread M40 with plastic Ex-screw plug

GM = 2 x metal thread M40 with screw plug M40 with external earth bolt M8

# Ex-plugs and receptacles 63 A 4/5-pole up to 690 V

1

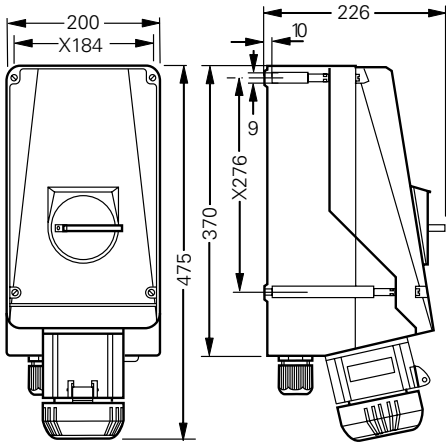


Wall socket

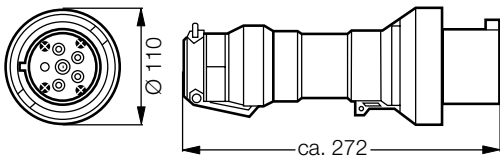


Plug

## Dimension drawing | Wiring diagram



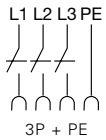
Wall socket 4/5-pole



Plug 4/5-pole

X = fixing dimensions

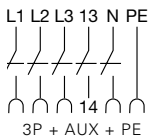
without  
aux. contact



3P + PE

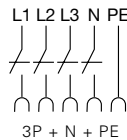


with  
aux. contact



3P + AUX + PE

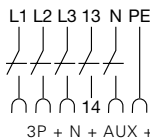
without  
aux. contact



3P + N + PE



with  
aux. contact



3P + N + AUX + PE