



Ex foot switches Ex GFS

Features/Options:

- Ex zone 1 and 21
- 1-pedal type
- Metal enclosure
- With protective shield
- Max. 4 contacts
- Low pedal height
- With pre-wired cable, cable length 3 m
- Available on request with special finish in RAL colour tones
- Special version only for dust Ex zone 22 available
- N.B.: Please state required international approvals with your order!

Technical data

Standards	EN 60947-5-1; EN 60079-0, EN 60079-1, EN 60079-31; EN ISO 13849-1
Enclosure	aluminium die-cast, powder-coated
Pedal	glass-fibre reinforced, shock-proof thermoplastic (PA 66), self-extinguishing UL 94-V0
Protective shield	aluminium die-cast, powder-coated
Connection	pre-wired cable H05VV-F
Cable cross-section	3 or 4 x 0.75 mm ² (incl. conductor ferrules)
Cable length	3 m
Contact material	silver
Degree of protection	IP 65 to IEC/EN 60529
Switching system	Ex GFS: slow action, positive break NC contacts ⊖ Ex GFSM: snap action
Switching elements	Ex GFS: 1 NC/1 NO contact, type Zb Ex GFSM: change-over contact with single break C or 1 NC/1 NO contact, type Za
Switch insert	Ex GFS: Ex 14 Ex GFSM: type C: ExM 14, type Za: ExM 14 1Ö/1S
B _{10d} (10 % load)	Ex GFS: 2 million
T _M	Ex GFS: max. 20 years
Utilisation category	AC-15; DC-13
I _e /U _e	Ex GFS: 6 A/250 VAC; 0.25 A/230 VDC Ex GFSM: 5 A/250 VAC; 0.16 A/230 VDC Ex GFSM 1Ö/1S: 5 A/250 VAC; 0.2 A/230 VDC
Max. fuse rating	Ex GFS: 6 A gG/gN fuse Ex GFSM: 5 A gG/gN fuse
Ambient temperature	T6: -20 °C ... +60 °C, T5: -20 °C ... +75 °C

Malux Finland Oy, P.O.Box 69, FI-06151 PORVOO, Finland
Phone: +358 (0)19 57 45 700, Fax: +358 (0)19 57 45 750, www.malux.fi

Errors and omissions excepted.



Ex foot switches Ex GFS

Technical data

Mechanical life > 1 million operations

Impact energy max. 7 J

Ex marking
⊕ II 2G Ex d IIC T6/T5 Gb,
⊕ II 2D Ex tb IIIC
T80 °C/T95 °C Db IP65
IECEX Ex d IIC T6/T5 Gb,
Ex tb IIIC T80 °C/T95 °C Db IP65

Approvals
Ex GFS:
PTB 11 ATEX 1002 X
IECEX PTB 11.0090X



Ex GFSM:
PTB 11 ATEX 1002 X



Ex GFSM 10/1S:
PTB 11 ATEX 1002 X
IECEX PTB 11.0090X




Ordering details



Slow action
1 NC/1 NO contact

Type
Ex GFS 1Ö/1S - 3m

Material no.
1048585



Slow action
2 NC/2 NO contacts

Type
Ex GFS 2Ö/2S - 3m


Material no.
1186320

Malux Finland Oy, P.O.Box 69, FI-06151 PORVOO, Finland
Phone: +358 (0)19 57 45 700, Fax: +358 (0)19 57 45 750, www.malux.fi

Errors and omissions excepted.




Ordering details



Snap action
1 change-over contact

Type
Ex GFSM - 3m

Material no.
1048714



Snap action
1 NC/1 NO contact

Type
Ex GFSM 1Ö/1S - 3m

Material no.
1283481

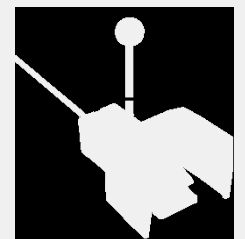
Accessories



Pedal cover K 6927

Type
Pedal cover K


Material no.
on request



Carrying handle TST 6930

Type
Carrying handle TST

Material no.
1051685



Foot rest FST 6931

Type
Foot rest FST

Material no.
on request

Malux Finland Oy, P.O.Box 69, FI-06151 PORVOO, Finland
Phone: +358 (0)19 57 45 700, Fax: +358 (0)19 57 45 750, www.malux.fi

Errors and omissions excepted.