



Ex foot switches Ex GFS 2

Features/Options:

- Ex zone 1 and 21
- 2-pedal type
- Metal enclosure
- With protective shield
- Max. 2 contacts per pedal
- Low pedal height
- With pre-wired cable, cable length 3 m
- Available on request with special finish in RAL colour tones
- Special version only for dust Ex zone 22 available
- N.B.: Please state required international approvals with your order!

Technical data

Standards	EN 60947-5-1; EN 60079-0, EN 60079-1, EN 60079-31; EN ISO 13849-1
Enclosure	aluminium die-cast, powder-coated
Pedal	glass-fibre reinforced, shock-proof thermoplastic (PA 66), self-extinguishing UL 94-V0
Protective shield	aluminium die-cast, powder-coated
Connection	pre-wired cable H05VV-F
Cable cross-section	3 or 4 x 0.75 mm ² (incl. conductor ferrules)
Cable length	3 m
Contact material	silver
Degree of protection	IP 65 to IEC/EN 60529
Switching system	Ex GFS: slow action, positive break NC contacts ⊖ Ex GFSM: snap action
Switching elements	Ex GFS: 1 NC/1 NO contact, type Zb Ex GFSM: change-over contact with single break C or 1 NC/1 NO contact, type Za
Switch insert	Ex GFS: Ex 14 Ex GFSM: type C: ExM 14, type Za: ExM 14 1Ö/1S
B _{10d} (10 % load)	Ex GFS 2: 2 million
T _M	Ex GFS 2: max. 20 years
Utilisation category	AC-15; DC-13
I _e /U _e	Ex GFS 2: 6 A/250 VAC; 0.25 A/230 VDC Ex GFSM 2: 5 A/250 VAC; 0.16 A/230 VDC Ex GFSM 2 1ÖS/1ÖS: 5 A/250 VAC; 0.2 A/230 VDC
Max. fuse rating	Ex GFS 2: 6 A gG/gN fuse Ex GFSM 2: 5 A gG/gN fuse
Ambient temperature	T6: -20 °C ... +60 °C, T5: -20 °C ... +75 °C

Malux Finland Oy, P.O.Box 69, FI-06151 PORVOO, Finland
Phone: +358 (0)19 57 45 700, Fax: +358 (0)19 57 45 750, www.malux.fi

Errors and omissions excepted.



Ex foot switches Ex GFS 2

Technical data

Mechanical life > 1 million operations

Impact energy max. 7 J

Ex marking
⊕ II 2G Ex d IIC T6/T5 Gb,
⊕ II 2D Ex tb IIIC
T80 °C/T95 °C Db IP65
IECEX Ex d IIC T6/T5 Gb,
Ex tb IIIC T80 °C/T95 °C Db IP65

Approvals
Ex GFS 2:
PTB 11 ATEX 1002 X
IECEX PTB 11.0090X



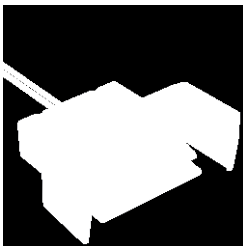
Ex GFSM 2:
PTB 11 ATEX 1002 X

ERL

Ex GFSM 2 1ÖS/1ÖS:
PTB 11 ATEX 1002 X
IECEX PTB 11.0090X

ERL


Ordering details



Slow action
1 NC/1 NO contact per pedal

Type
Ex GFS 2 1ÖS/1ÖS - 3m

Material no.
1048847



Snap action
1 change-over contact per pedal

Type
Ex GFSM 2 - 3m

Material no.
1051997

Malux Finland Oy, P.O.Box 69, FI-06151 PORVOO, Finland

Phone: +358 (0)19 57 45 700, Fax: +358 (0)19 57 45 750, www.malux.fi

Errors and omissions excepted.

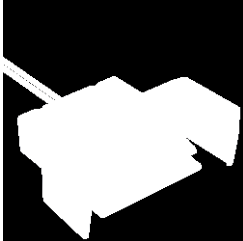


Ex foot switches
Ex GFS 2

.steute

Malux
solutions

Ordering details

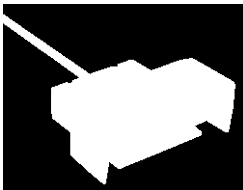


Snap action
1 NC/1 NO contact per pedal

Type
Ex GFMS 2 1ÖS/1ÖS - 3m

Material no.
on request

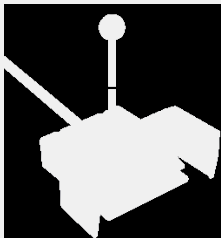
Accessories



Pedal cover K 6939

Type
Pedal cover K

Material no.
on request



Carrying handle TST 6941

Type
Carrying handle TST

Material no.
1051685

Malux Finland Oy, P.O.Box 69, FI-06151 PORVOO, Finland
Phone: +358 (0)19 57 45 700, Fax: +358 (0)19 57 45 750, www.malux.fi

Errors and omissions excepted.

Printed:
03.01.2019

Page
3 / 3

steute Technologies
GmbH & Co. KG

Brückenstraße 91
32584 Löhne, Deutschland

Telefon +49 (0) 5731 745-0
Telefax +49 (0) 5731 745-200

info@steute.com
www.steute.com