

30m

4x3,5W
LED

IP54

Malux
solutions

MX Safe Sign Cube 300

Modern, cubic luminaire housing made of anodized aluminum frame and folding upper part made of steel metal. The luminaire comes with three printed pictogram panes and one opal pane. The product is of very rugged construction and quick to install.





The luminaire is equipped with 4 x 3,5 watt high-power LED technic.

Technical specifications

Visibility distance	30 m
Connecting terminals	2 x 2,5 mm ² for double assignment
Casing/colour	Aluminum anodized / sheet steel / polycarbonate
Type of assembly	Ceiling mounting (see accessories)
Dimensions (WxHxD)	351 x 236 x 351 mm
Protection class Safety class	IP54 II

	■ Luminaires for central battery systems	■ Self contained luminaires
Illuminant	4 x 3,5W LED-bar	4 x 3,5W LED-bar
Light current mains operation	950lm	950lm
Luminous flux		
Emergency (DC) / mains	-	15% - 50% / 100%
Power consumption	13VA	18VA
Battery current input	34mA	-
Rated operating time		
Battery operation	-	1h / 3h / 8h
Voltage supply	230V 50/60Hz / 220V DC +25/-20%	230V 50/60Hz
NiMh-Akku 1h / 3h	-	4,8V 2,0Ah
NiMh-Akku 8h	-	4,8V 4,2Ah
Temperature range	-10°C to +40°C	-
non-maintained mode	-	-0°C to +35°C
maintained mode	-	-5°C to +30°C
optional:		
Multi-switch and monitoring module	ELC, MSÜ3, SETo09, SETo10, DALI	-
Self monitoring	-	SELF CHECK
Central monitoring	-	SAFELOG Line SAFELOG Wireless

Accessories

Central pendulum	 Exit pictogram FR
Chain assembly set	 Exit pictogram FL
Cable assembly set	 Exit pictogram FU
Wall bracket, white	 Opal pane

* Panes included and already mounted. Other pictograms available on request.

