



# MX Safe Sign C/W S300

Very lean polycarbonate casing in an appealing design. Easy to handle locking mechanism without screws.

For ceiling mounting or wall mounting. Pre-cut fixation and cable entry holes from top and back. For wall mounting there is an inconspicuous wall adapter en-closed. Optionally: Recessed mounting with recessed ceiling frame.





The 10mm light deflecting pane is illuminated with a 1,5 watt or 3 watt LED-bar, a pictogram-set is included.

## Technical specifications

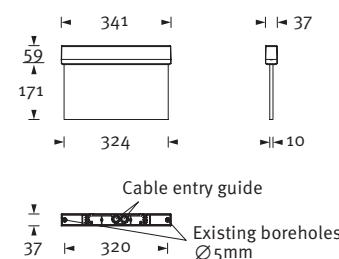
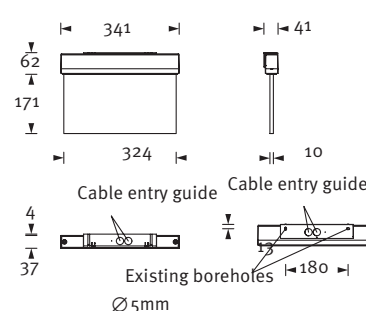
Visibility distance	30m
Connecting terminals	2 x 2,5mm <sup>2</sup> for double assignment
Casing/colour	Polycarbonate, white
Type of assembly	Universal mounting
Dimensions (WxHxD)	
Wall mounting	341 x 233 x 41mm
Ceiling mounting	341 x 230 x 37mm
Protection class Safety class	IP43 II

Illuminant	■ Luminaires for central battery systems		■ Self contained luminaires	
	1,5W LED-bar	3W LED-bar	1,5W LED-bar	3W LED-bar
Light current mains operation	190lm	350lm	190lm	350lm
Luminous flux				
Emergency (DC) / mains	-	-	15% - 50% / 100%	-
Power consumption	5VA	6VA	5VA	6VA
Battery current input	12mA	19mA	-	-
Rated operating time				
Battery operation	-	-	1h / 3h / 8h	-
Voltage supply	230V 50/60Hz / 220V DC +25/-20%		230V 50/60Hz	
NiMh-Akku	-	-	4,8V 0,8Ah	-
Temperature range	-10°C to +40°C		-	
non-maintained mode	-	-	0°C to +35°C	-
maintained mode	-	-	-5°C to +30°C	-
optional:				
Multi-switch and monitoring module	MSÜ3 SET009 SET010		-	
Self monitoring	-	-	SELF CHECK	-
Central monitoring	-	-	SAFELOG	-

## Accessories

Cable assembly set	 Exit pictogram FR
Chain assembly set	 Exit pictogram FL
Central pendulum	 Exit pictogram FU
Wire guard	 Blind pane for single-sided pictogram mounting
Recessed ceiling frame	
Wall bracket	* Pictogram-set included in the delivery. Other pictograms available on request.

## Pictogram-set\*



optional: Recessed ceiling frame