

23m

1W
LED2W
LED

IP43

Malux
solutions

MX Safe Sign C/W S200

Extremely lean polycarbonate casing in an appealing design. Easy to handle locking mechanism without screws.

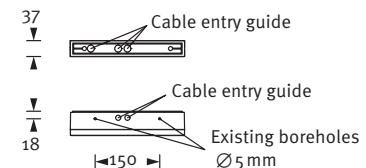
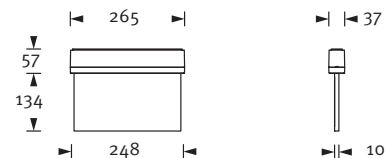
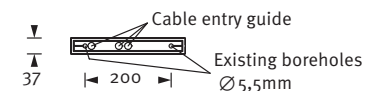
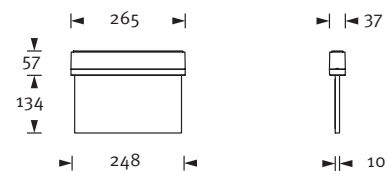
Can be used optional as ceiling mounting or wall mounting with pre-cut fixation and cable entry holes from top and back. Optionally: Recessed mounting with recessed ceiling frame.

The 10 mm light deflecting pane is illuminated with a 1 watt or 2 watt LED-bar and is delivered with a pictogram-set.

Technical specifications

Visibility distance	23 m
Connecting terminals	2 x 2,5mm ² for double assignment
Casing/colour	Polycarbonate, white
Type of assembly	Universal mounting
Dimensions (WxHxD)	265 x 191 x 37 mm
Protection class Safety class	IP43 II

Illuminant	■ Luminaires for central battery systems		■ Self contained luminaires	
	1W LED-bar	2W LED-bar	1W LED-bar	2W LED-bar
Light current mains operation	130lm	260lm	130lm	260lm
Luminous flux				
Emergency (DC) / mains	-		15% · 50% / 100%	
Power consumption	4,5VA	5,5VA	4,5VA	5,5VA
Battery current input	11mA	14mA	-	
Rated operating time				
Battery operation	-		1h / 3h / 8h	
Voltage supply	230V 50/60Hz / 220V DC +25/-20%		230V 50/60Hz	
NiMh-Akku	-		4,8V 0,8Ah	
Temperature range	-10°C to +40°C		-	
non-maintained mode	-		-0°C to +35°C	
maintained mode	-		-5°C to +30°C	
optional:				
Multi-switch and monitoring module	MSÜ3 SET009 SET010		-	
Self monitoring	-		SELF CHECK	
Central monitoring	-		SAFELOG	



Accessories

Cable assembly set
only for ceiling mounting

Chain assembly set only
for ceiling mounting

Central pendulum
only for ceiling mounting

Wire guard
only for wall mounting

Ceiling mounting frame
only for recessed

Warning

Pictogram-set*




Exit pictogram FR



Exit pictogram FL



Exit pictogram FU



Blind pane for single-sided pictogram mounting

* Pictogram-set included in the delivery.
Other pictograms available on request.



optional: Recessed ceiling frame