

Swimming pool Light

4.0292

The bestseller has written history because for generations it has been adding value to pool installations up to 12 metres wide in public pools and hotels all over the world with white or royal blue light. The performance and quality of the recessed spotlight are unsurpassed to this day and, by avoiding light pollution, it makes a valuable contribution to environmental protection thanks to its unique light spreading characteristics. The innovative technology directs the light solely to the width and depth towards the pool floor. As a result, hardly light beam enters the atmosphere and, at the same time, glare is avoided.

1:1 SCALE



Only to use under water

WIBRE
Made in Germany


4.0292 | Swimming pool Light

Up to 6900 lumen – Ideal for hotel pools and public pools

- Protection class IP68 – up to 5m water depth
- Protection class IP69 - protection against high pressure and high jet water temperatures
- Entirely made of stainless steel 316Ti 1.4571, epolished
- Round attachment cover, made of stainless steel 316Ti, height 2 mm
- ...
- POW-LED cold white, warm white, neutral white
- POW-LED royal blue
- Multichip POW-LED RGB-W
- Operating mode: constant current
- Temperature controlled (onboard)
- Surge protection
- Light distribution especially for swimming pool lighting „asymmetric Mixflux“
- ...
- Constant-current power source/RGB-W-controller ordered separately
- Installation housing made of stainless steel 316Ti with 1.5 m cable protection tube
- Supplied with 5 m of special underwater cable



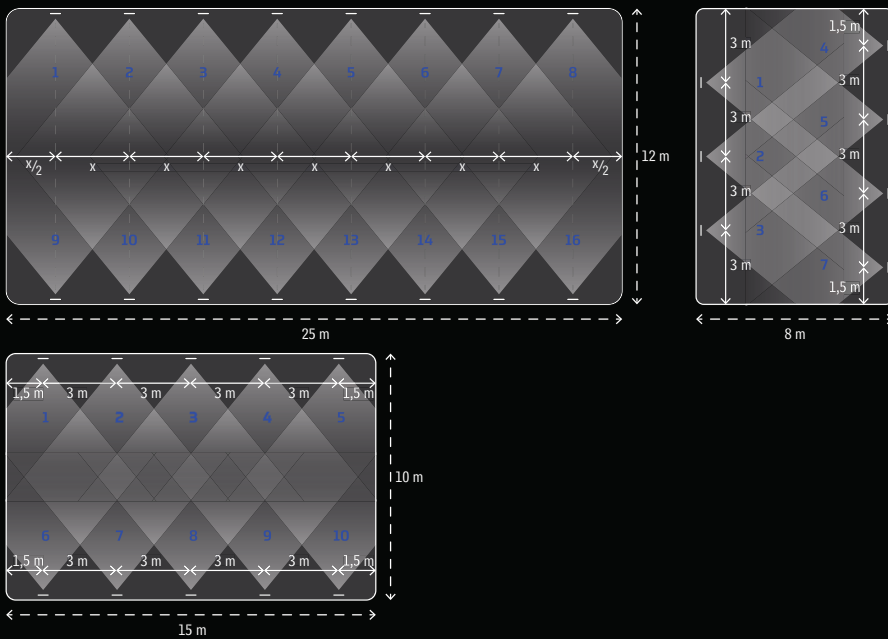
© Schloss Elmau, Germany
Partner: Kapfer GmbH, Wertingen



© Hotel Tenis, Zvolen, Slovak Republic, www.hoteltenis.sk
 Partner: BERNDORF BÄDERBAU s.r.o, www.berndorf-bazenycz

Typical applications

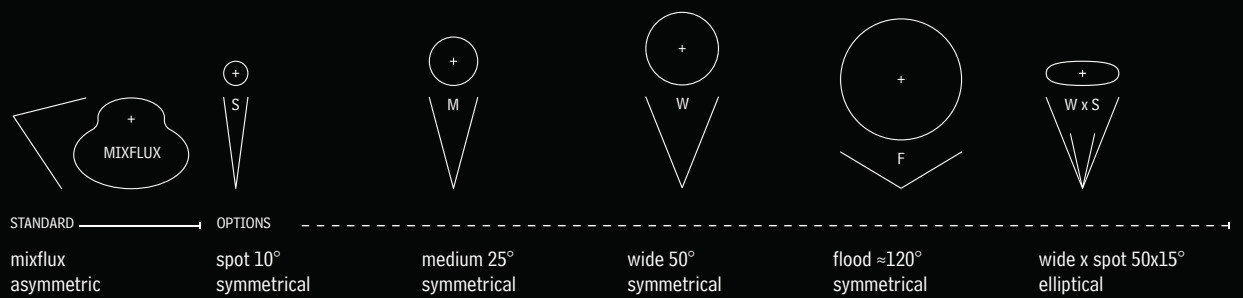
Starting from a pool width of 8 metres, choose an opposite arrangement of the spotlights, with a distance of approximately 3 metres between each. This determines the number of spotlights per pool length. The positioning can be parallel or offset. For narrower pools, a one-sided arrangement is practical.



Colour temperatures



Beam angles



Additional parts



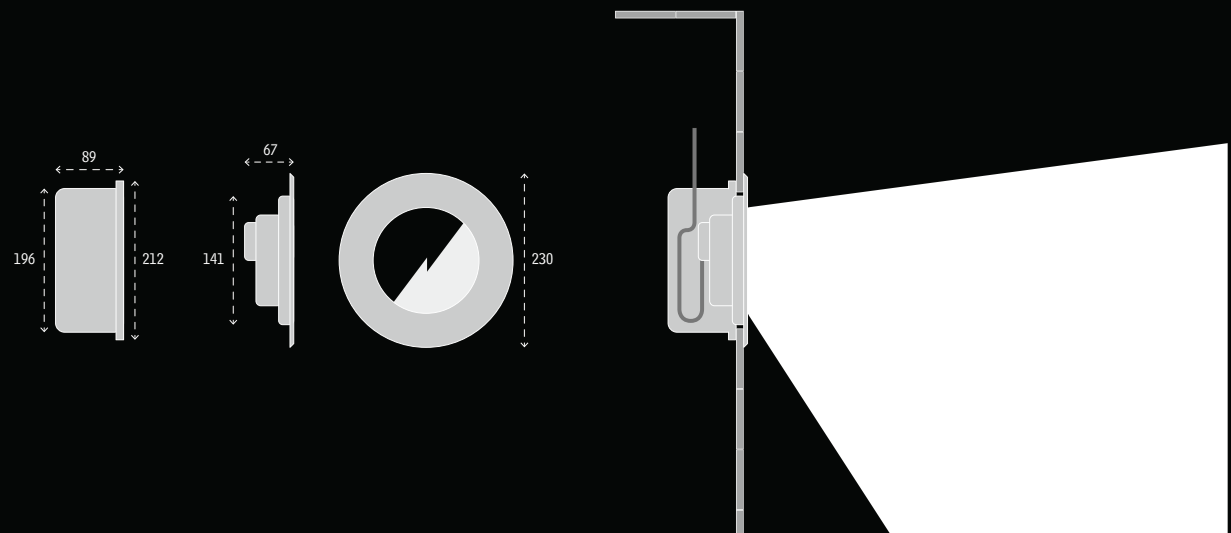
OPTIONS ----->


glass disc, frosted
for softer light distribution
(light loss approx. -15%)
50.40292.0004

Notes

- Individual configuration of the LED multichips possible
- Spotlights can (according to prior agreement) also be supplied without the connected cable to simplify installation with large cable lengths (up to max. 40m). The cable can be connected to the connection box without opening the spotlight.
- Matching installation housing should be selected, depending on the installation type and situation.
- Version for saline water see page 52

Dimensions





IP68 IP69	IK11	STAINLESS STEEL V4A 1.4571 316Ti	3.000 K 4.500 K 6.000 K BLUE	RGB-W	CONSTANT CURRENT KONSTANT STROM	DALI 1-10 V OPTIONAL DIMM	CABLE INCL.	max 5m			CE	III		
--------------	------	---	---------------------------------------	-------	--	------------------------------------	----------------	--------	--	--	----	-----	--	--

Underwater environments only

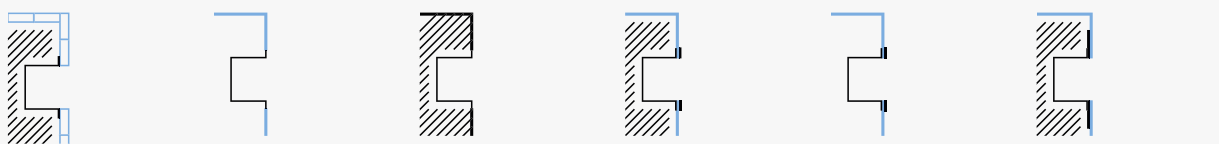
Monochrome illumination

#	Color	Lumen	LED	Watt	Specifications	Control gear	Details
4.0292.00.11	6000K cold white	6900 lm	12 POW-LED	total 47 W	POWER CC 3600mA @12 V-DC BEAM asymmetric Mixflux CABLE UW, 2x2,5 qmm	5.0630.01.12 max 1 5.0630.10.12 max 1 5.0630.11.12 max 1 5.0630.03.12 max 3	→ 210
4.0292.00.12	3000K warm white	5640 lm					
4.0292.00.13	4500K neutral white	6036 lm					
4.0292.00.16	royal blue (450 nm)	500mW/LED					

Dynamic illumination

#	Color	Lumen	Specifications	Control gear	Details
4.0292.00.41	RGB-CW cold white 6000K	cold white: 2100 lm	LED 12 Multichip POW-LED WATT all on 75 W POWER CC 1400mA @12 V-DC BEAM asymmetric Mixflux CABLE UW, 1x4,0 + 4x1,0 + 2x0,25 qmm	5.0630.09.52 max 1	→ 216
4.0292.00.42	RGB-WW warm white 3000K	warm white: 1800 lm			
4.0292.00.43	RGB-NW neutral white 4500K	neutral white: 1920 lm			

Installation housings



Concrete pools with tile covering	Stainless steel pools	Facing concrete pools	Foil-lined pools (pressure flange)	Thin-walled pools (pressure flange)	Pools with adhesive/foil coating (adhesive flange)
-----------------------------------	-----------------------	-----------------------	------------------------------------	-------------------------------------	--

4.0292.01.00	4.0292.02.00	4.0292.03.00
made of V4A stainless steel with 1.5 m protective cable tube and M20 plastic terminating connection, for welding into stainless steel pools and for installation in concrete pools with tile covering	made of V4A stainless steel with 1.5m protective cable tube and M20 plastic terminating connection, for installation in thin-walled pools and foil-lined pools (pressure flange ø 244 mm)	made of V4A stainless steel with 1.5 m protective cable tube and M20 plastic terminating connection, for installation in pools with adhesive/foil coating (adhesive flange ø 350 mm)