



RECESSED SPOTLIGHT 4.0052


UNDERWATER

IP68



- › Small and powerful
- › Up to 675 lumen light intensity
- › Perfect for accentuation





4.0052 | RECESSED-SPOTLIGHT

FOR ILLUMINATING SMALL OR MEDIUM POOLS, JACUZZIS AND WATER FEATURES.

IP68	STAINLESS STEEL V4A 1.4571 316Ti	ELECTRO POLISHED	POW-LED INCL.	3.000 K 4.500 K 6.000 K	RGB-W	DYNAMIC WHITE	DALI 1-10V OPTIONAL DIMM	CONSTANT CURRENT KONSTANT STROM	CABLE INCL.	max 5m	↕	↕	CE	III
------	--	------------------	---------------	-------------------------------	-------	---------------	-----------------------------	------------------------------------	-------------	--------	---	---	----	-----



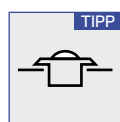
NEW SERIES
CENTUM°
 LIGHT UNDERWATER.
 REDEFINED.
 INFO ON PAGE 6




- Protection class IP68 – up to 5m water depth
- Entirely made of stainless steel 316Ti 1.4571
- Round attachment cover, made of stainless steel 316Ti, height 2 mm
- ...
- POW-LED cold white, warm white, neutral white
- Multichip POW-LED RGB-W
- Multichip POW-LED dynamic white
- operating mode: constant current
- Rotationally symmetric light distribution
- ...
- Cable pressure sleeve, stainless steel 316Ti
- Constant-current power source/RGB-W-controller external
- Installation housing made of stainless steel 316Ti with 1.5 m cable protection tube
- Supplied with lamp and 3m of underwater cable




+ ADDITIONAL PARTS



TIPP Jellyglass, frosted
 Dome shape, height 9 mm
50.40050.0002



glass disc, frosted
 for softer light distribution (light loss approx. -15%)
50.40052.0002



anti-glare louver
 black, for POW-LED
35.40050.0001

★ PRODUCT LINE





RECESSED SPOTLIGHT 4.0052

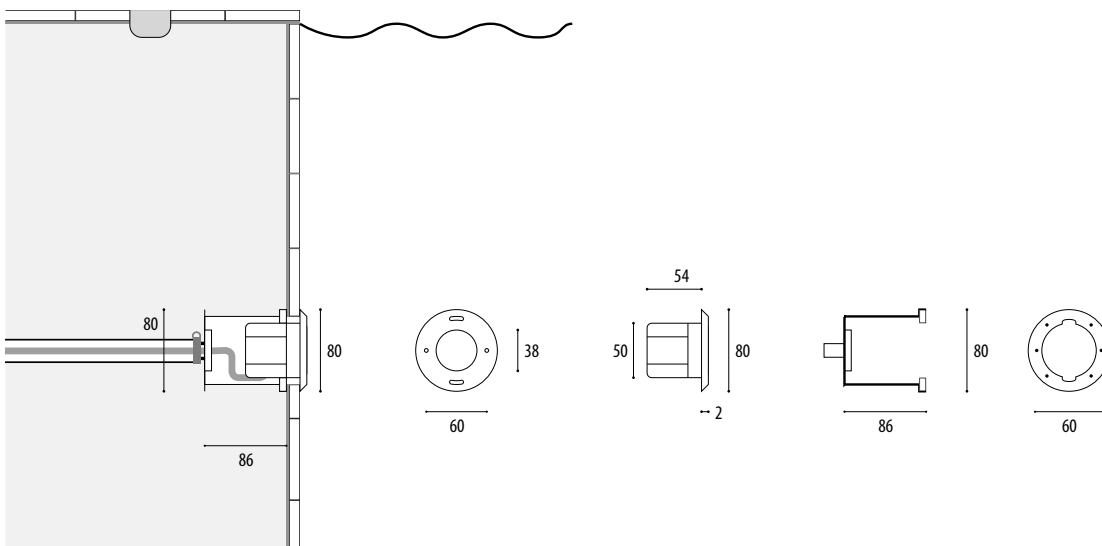
UNDERWATER

IP68



Installation housing

Jellyglass



Article number	Lamps	Lumen	Light colour	Wattage	Current	Radation angle	Cable, installs
ONLY UNDERWATER OPERATION							
CIRCULAR COVER							
4.0052.20.11	1 POW-LED	675 lm	6.000K cold white	total 5 W	CC 350mA @12 V-DC	25° medium-spot	UW, 2x0,5 qmm
4.0052.20.12	1 POW-LED	540 lm	3.000K warm white	total 5 W	CC 350mA @12 V-DC	25° medium-spot	UW, 2x0,5 qmm
4.0052.20.13	1 POW-LED	575 lm	4.500K neutral white	total 5 W	CC 350mA @12 V-DC	25° medium-spot	UW, 2x0,5 qmm
4.0052.20.41	1 Multichip POW-LED	cold white: 145 lm	RGB-CW cold white 6000K	all on 4 W	CC 350mA @12 V-DC	25° medium-spot	UW, 8x0,5 qmm
4.0052.20.42	1 Multichip POW-LED	warm white: 125 lm	RGB-WW warm white 3000K	all on 4 W	CC 350mA @12 V-DC	25° medium-spot	UW, 8x0,5 qmm
4.0052.20.43	1 Multichip POW-LED	neutral white: 135 lm	RGB-NW neutral white 4500K	all on 4 W	CC 350mA @12 V-DC	25° medium-spot	UW, 8x0,5 qmm
4.0052.20.80	1 Multichip POW-LED	250-290 lm	3000K-6000K dynamic white	all on 4 W	CC 350mA @12 V-DC	25° medium-spot	UW, 8x0,5 qmm

INSTALLATION HOUSING

4.0052.01.00	made of V4A stainless steel with 1.5 m protective cable tube and M20 plastic terminating connection, for wall installation, for welding into stainless steel pools and for installation in concrete pools with tile covering (Flange ø 80 mm)
4.0052.02.00	made of V4A stainless steel with 1.5m protective cable tube and M20 plastic terminating connection, for wall installation, for installation in thin-walled pools and foil lined pools (pressure flange ø 84 mm)
4.0052.03.00	made of V4A stainless steel with 1.5 m protective cable tube and M20 plastic terminating connection, for wall installation, for installation in pools with adhesive/foil coating (adhesive flange ø 150 mm)
4.0052.05.00	made of V4A stainless steel with 1.5 m protective cable tube and M20 plastic terminating connection, for installation in the ground up to water depth 1,30 m, for welding into stainless steel pools and for installation in concrete pools with tile covering (Housing depth 110 mm, base plate ø 120 mm with fixing/alignment possibility, flange ø 80 mm)



IP68

UNDERWATER

< Project
vabali spa, Düsseldorf, Germany

Power supplies Technical details see from page 234.

5.0635.65.10	Constant Current power supply, max 1 spotlights	5.0635.65.20	Constant Current power supply, max 3 spotlights
5.0635.65.10		5.0635.65.20	
5.0635.65.10		5.0635.65.20	
5.0635.19.52			
5.0635.19.52	RGB-W-Controller, 12 V-DC-Norm: max 3 spotlights		
5.0635.19.52	SELV-Norm: max 12 spotlights		
5.0635.19.52			

NOTE



Matching installation housing should be selected, depending on the installation type and situation.



SALINE version possible - Article number with additional „S“ at the end

OPTIONS

Possible beam angle POW-LED



POW-LED monochrome, single colour in green, red, amber, blue, 2700K