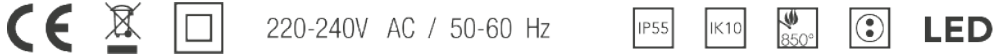


PRODUIT, CARACTERISTIQUES TECHNIQUES ET FONCTIONNALITES



Version standard

Ta : -20°C ~ +35 °C
Ref. 190xxx00

Version Dali

Ta : -20°C ~ +35 °C
Ref. 190xxx20

Version connectée

868 MHz / 20 dBm max.
2,4 GHz / 10 dBm max.
Ta : -20°C ~ +35 °C
Ref. 191xxx53

Version connectée avec détecteur

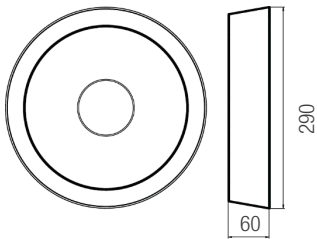
868 MHz / 20 dBm max.
2,4 GHz / 10 dBm max.
5,8 GHz / 5mW max.
Ta : -20°C ~ +35 °C
Ref. 191xxx57 & 191xxx67



Déclaration de conformité


Par la présente SÉCURLITE déclare que ses appareils sont conformes aux exigences essentielles et aux autres dispositions pertinentes de la directive 2014/53/EU et 2011/65/EU. Le texte complet de la déclaration UE de conformité est disponible sur notre site : securlite.com

Dimensions

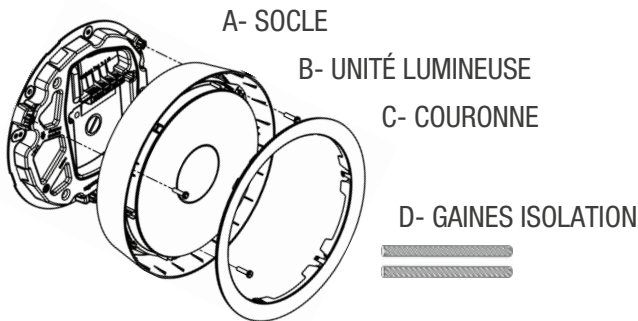


Conditions d'utilisations

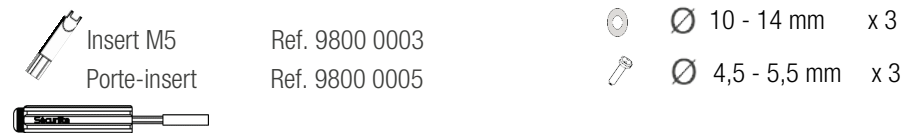
Mur (vertical) Plafond (horizontal)



Composition



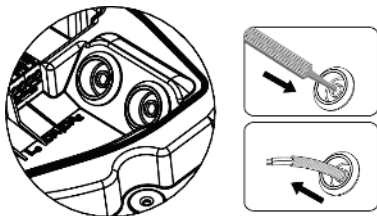
Accessoires nécessaires non fournis



MONTAGE ET INSTALLATION

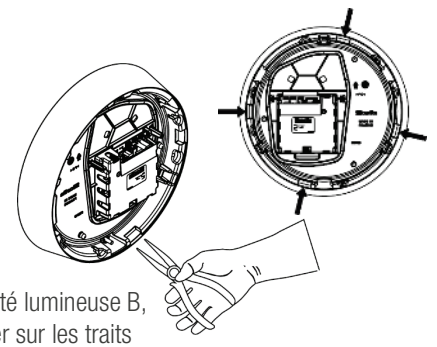
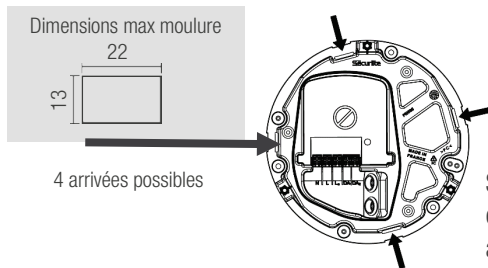
Préparation de l'arrivée des câbles

Sur le SOCLE A



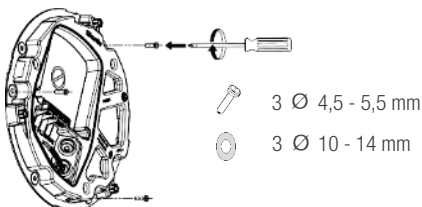
Percer un passe-fil pour y mettre les fils

Option - si l'arrivée du câble se fait par moulure



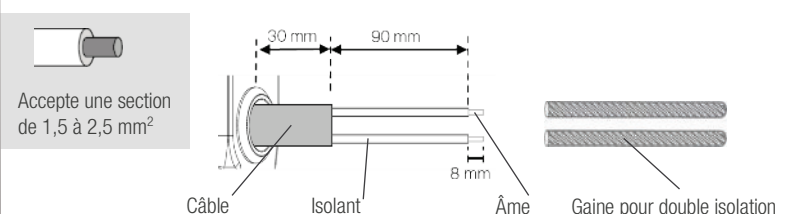
Sur l'unité lumineuse B, découper sur les traits aux dimensions de la moulure.

Fixation du socle



Utiliser des vis et des chevilles adaptées au type de paroi.

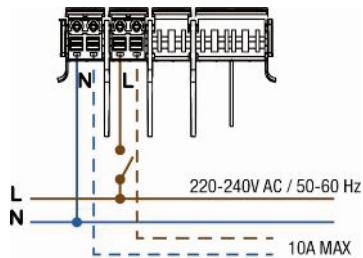
Préparation des câbles



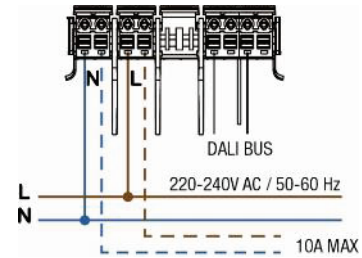
MONTAGE ET INSTALLATION (suite)

Raccordement électrique

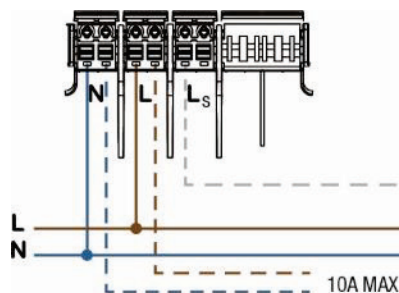
Ref. 190xxx00
Version standard



Ref. 190xxx20
Version Dali



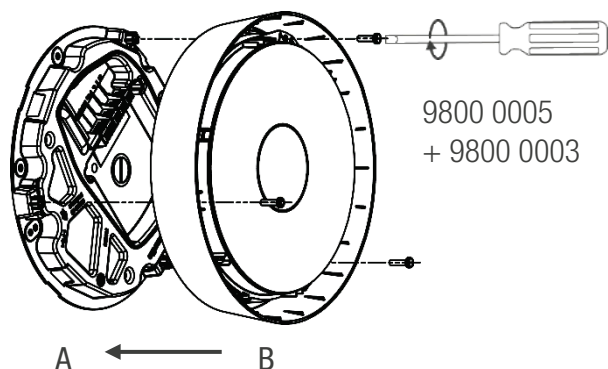
Ref. 191xxxxx
Version connectée



L_s : Fils de synchronisation / allumage forcé

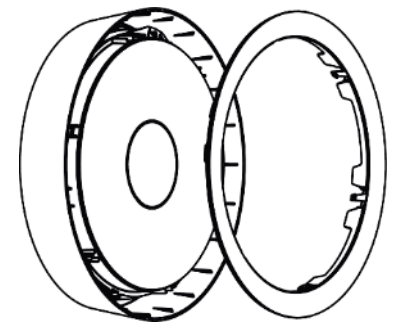
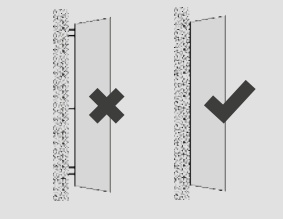
20 luminaires max
(120mA max)

Fermeture du luminaire



Visser l'unité lumineuse B sur le socle A

Veiller à ce qu'il n'y ait pas d'espacement entre A et B



Clipser la couronne C sur l'unité lumineuse B

ENTRETIEN

L'entretien du luminaire se limite à un nettoyage du diffuseur pour une bonne luminosité. Nettoyer le diffuseur (luminaire fermé) avec un chiffon humide ou à l'eau savonneuse.

 NE PAS UTILISER DE DÉTERGENT

RECYCLABILITE



CAPTAIN est un luminaire éco-conçu :

Toutes les pièces plastiques ou métalliques peuvent être démontées et recyclées dans une filière adaptée.



Tous les composants électroniques doivent être remis au point de collecte applicable pour le recyclage des déchets d'équipement électriques et électroniques

PRODUCT, TECHNICAL CHARACTERISTICS AND FEATURES



220-240V AC / 50-60 Hz



LED

Standard version

Ta : -20°C ~ +35 °C
Ref. 190xxx00

Connected version

868 MHz / 20 dBm max.
2,4 GHz / 10 dBm max.
Ta : -20°C ~ +35 °C
Ref. 191xxx53

Connected version with sensor

868 MHz / 20 dBm max.
2,4 GHz / 10 dBm max.
5,8 GHz / 5mW max.
Ta : -20°C ~ +35 °C
Ref. 191xxx57 & 191xxx67



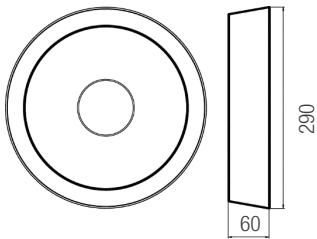
Declaration of conformity

Hereby SÉCURLITE declares that its devices comply with the essential requirements and other relevant provisions of Directive 2014/53/EU and 2011/65/EU. The full text of the EU declaration of conformity is available on our website: securlite.com

Dali version


Ta : -20°C ~ +35 °C
Ref. 190xxx20

Dimensions

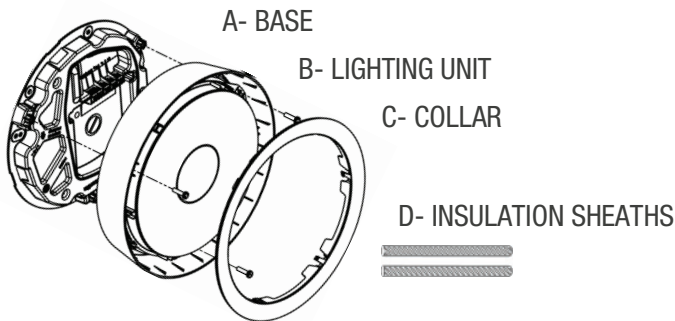


Conditions of use

Wall (vertical) Ceiling (horizontal)



Composition



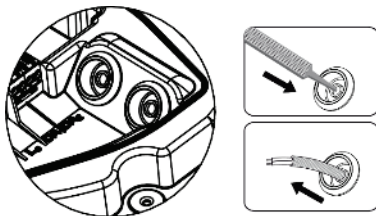
Needed accessories not supplied

- | | | | |
|------------|----------------|----------------|-----|
| Bit M5 | Ref. 9800 0003 | Ø 10 - 14 mm | x 3 |
| Bit-holder | Ref. 9800 0005 | Ø 4,5 - 5,5 mm | x 3 |

MOUNTING AND INSTALLATION

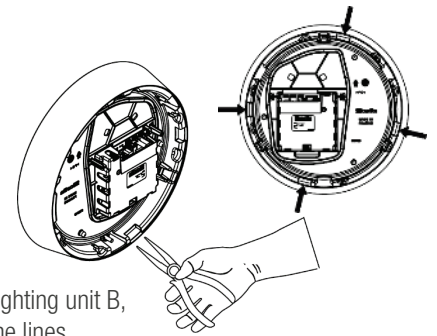
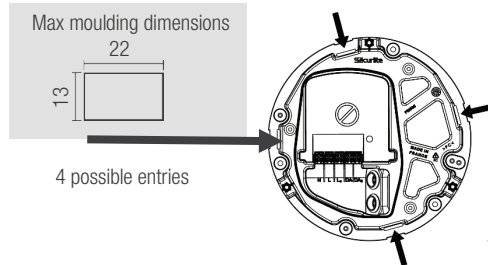
Preparing the cable entry

On the BASE A



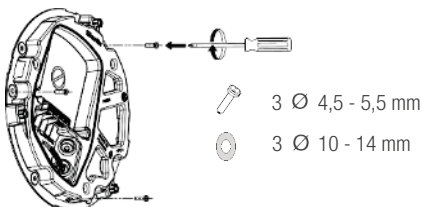
Drill the grommet to fit the cables in

Option – if the cable is supplied by moulding



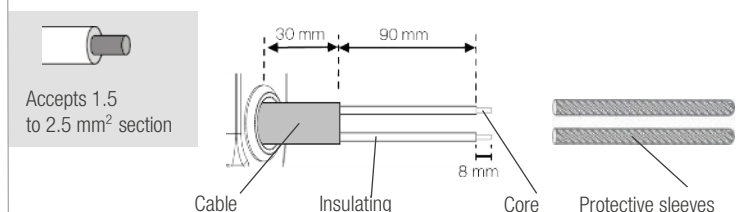
On the lighting unit B, cut on the lines to the moulding dimensions.

Base attachment



Use screws and plugs suitable for the type of wall.

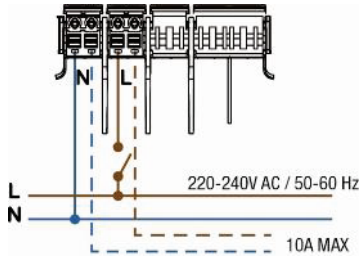
Cables preparation



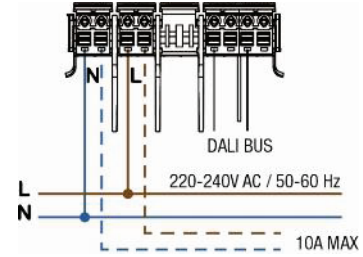
MOUNTING AND INSTALLATION (suite)

Electrical connection

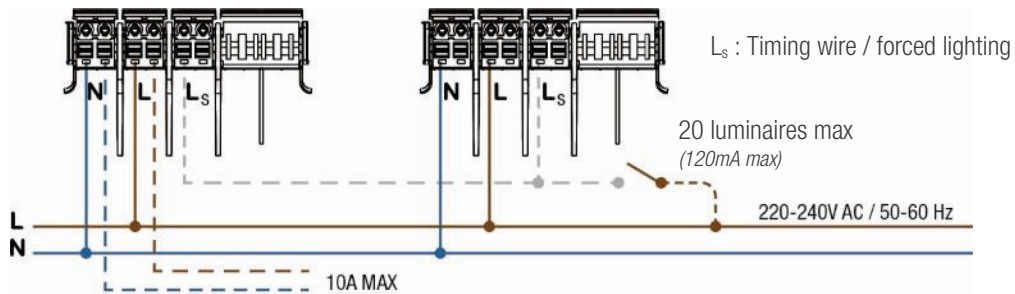
Ref. 190xxx00
Standard version



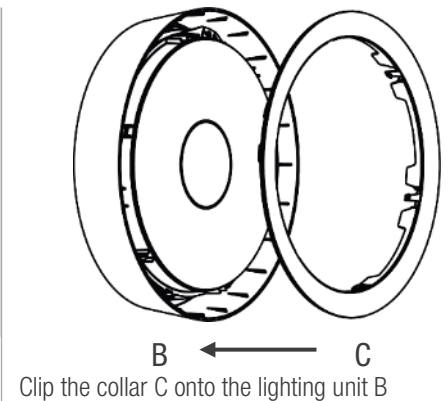

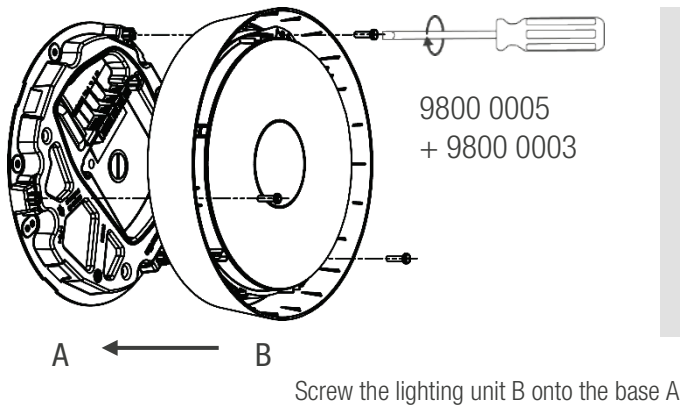
Ref. 190xxx20
Dali version



Ref. 191xxxxx
Connected version



Closing the light fixture



CLEANING

Cleaning of the luminaire is limited to cleaning the diffuser for proper light output. Clean the diffuser (with the luminaire closed) using a damp cloth or with soapy water.

 **DO NOT USE DETERGENT**

RECYCLABILITY



CAPTAIN is an eco-designed luminaire:
All the plastic or metal components can be dismantled and recycled in a suitable channel.



All electronic components must be handed over to the applicable collection point for the recycling of waste electrical and electronic equipment.